CASH MACHINE BRANDING SHEET



PARTIAL BRANDING

Customize our Cash Machine with two branded front panels (top and middle) featuring your logos, event graphics, colors, or party theme. This option adds personalized branding to the most visible areas of the machine, creating a clean look that complements
your event.

FULL BRANDING

A full-body wrap completely transforms the machine with your logos, event branding, colors, or party theme from top to bottom. Create a fully immersive, one-of-a-kind experience that seamlessly complements your event and makes a lasting impression on every guest.

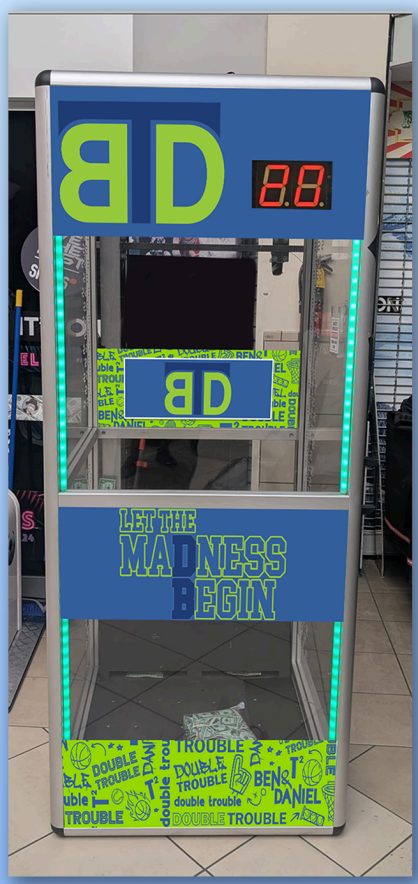



FUNNY MONEY OPTIONS

PORTRAIT



Provide a clear, high-resolution, front-facing portrait photo of the guest of honor with their face fully visible

BRAND LOGO



Provide a clear, high-resolution transparent PNG of your logo.

MONOGRAM



Provide a clear, high-resolution transparent PNG of your monogram

- ★ Logo colors and bill colors can be fully customized to match your event branding or preferred color palette.
- ★ Option to create multiple Funny Money designs for a single event for use as special prizes, game-specific currency, VIP giveaways, or different activities.
- ★ Logos or Monograms as Layered .PSD and .AI files are also accepted.

SPEC SHEETS

If you're working with your own design team, these specification sheets provide all the dimensions needed to create your custom artwork. Simply use the templates below to build your designs and send us the final print-ready files for production (300dpi PNG, PDF, .ai, or .PSD files).

CASH MACHINE PARTIAL BRANDING

Top Timer Panel

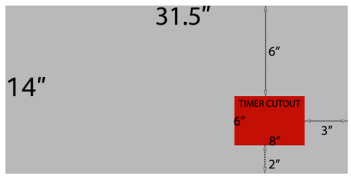

Middle Front Panel





CASH MACHINE FULL BRANDING



Top Timer Panel

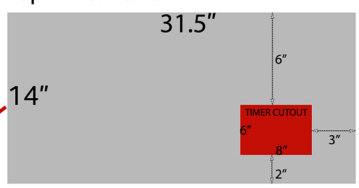

x3 Middle Panels (front, side, back)



x2 Bottom Foot Panels (front and side)

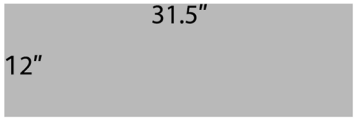

Top Side Wall



Bottom Side Wall





Important: Every panel measurement includes a 1-inch bleed on all sides. Keep all important text, logos, and graphics inside this safe area to prevent them from being trimmed during production. Background colors, patterns, and non-essential design elements should extend through the bleed to ensure a seamless wrap around the game. Provide all artwork as full rectangular panels, including all cutout areas for easy wrapping.